


# Directions

## WHAT YOU NEED EACH WEEK



### WEEKLY DEVOTIONS FOR LEADERS

*Before class, read this week's devotion to prepare your heart! (2 copies per kit)*



Family Tree Box  
127328



Buzz Bond Disc  
122954



Orbit Ball  
109331



Buzz Top  
129598



Family Tree CD  
1210000304827



Key Verse Lyrics  
Sheet  
127332



Bible Buzz Cards  
Booklet  
129148



10 Finger Spinners  
120067



3 Buzz Rockets  
and Launcher  
125848



Let's Pray Cards  
123046



Faith Buzz at Home  
Card Set  
127330



2 packages Buzz  
Play Foam  
122955



1 package Color  
Switcher Markers  
110372

### YOU'LL NEED THESE CLASSROOM SUPPLIES:

- Bibles
- CD player
- tape
- pencils
- crayons
- glue
- scissors
- paper



# WHAT YOU DO EACH WEEK



Don't skip a step!




## Before Class: Prepare Your Heart


(5 to 10 minutes)


- 1 Open the Leader Devotions booklet , and read the Leader Devotion for this week.

## Part 1: Buzz Bond Where kids connect

(5 to 10 minutes)




- 1 Have kids sit in a circle.
- 2 Place the Buzz Bond Disc  in the middle of the circle.
- 3 Spin the Buzz Top  and have kids pass around the Orbit Ball  as the top spins.
- 4 When the top stops and the light stops flashing, have the child holding the ball



choose his or her favorite color on the Orbit Ball .

- 5 Lead all the kids in taking turns doing the activity on the Buzz Bond Disc  that matches the color chosen.
- 6 Got extra time? Repeat steps 3 through 5.

## Part 2: God Sightings® Where kids see God at work








(up to 5 minutes)

- 1 Read one of the Key Verses below, pausing after each phrase for kids to repeat after you.
  - **Weeks 1–5:** God adopted us into his own family through Jesus Christ. —adapted from Ephesians 1:5 (song: CD  track 2)
  - **Weeks 6–9:** “Children are a gift from the Lord.” —Psalm 127:3 (song: CD  track 8)
  - **Weeks 10–13:** “Children, obey your parents because you belong to the Lord.” —Ephesians 6:1 (song: CD  track 13)





- 2 Lead kids in singing the Key Verse song on the CD . Refer to the song lyrics on the Key Verse Lyrics Sheet .
- 3 To help kids look for God all the time, tell about a time this week you saw God at work in your life. Then encourage kids to share stories of their own.

## Part 3: Bible Buzz where kids dig into the Bible

(25 to 30 minutes)

- 1 Open the Bible Buzz Cards Booklet  to the five cards for this week.
- 2 Tear out all five different Bible Buzz Cards  for today's Bible lesson. Spread out the cards, picture down.
- 3 First, follow the directions on the Bible Buzz Card  with the  icon to lead kids in an amazing experience with the Bible.
- 4 Have kids stand in a circle around you. Balance a Finger Spinner  on a knuckle, and use the other hand to flick it. The child who catches it gets to choose the next Bible Buzz Card  to experience.
- 5 Lead children by following the instructions on the Bible Buzz Card  the child chooses.
- 6 You've got three more cards to go, so repeat steps 4 and 5.




## Part 4: Buzz in Action where kids apply what they've learned (5 to 10 minutes)

- 1 Read the  Point from the Bible Buzz Cards .
- 2 Have kids line up in a row.
- 3 Have the child with the most words on his or her shirt squeeze the Launcher to launch a Buzz Rocket .
- 4 Lead all the kids in walking toward the Buzz rocket in a fun way, such as hopping, taking giant steps, walking backward, or spinning. After each step or move, have kids work together to think of one way they can apply the  Point this week.
- 5 Got more time? Do it again!





## Part 5: Let's Pray where kids talk to God

(5 minutes)

- 1 The first week, detach the Let's Pray Cards .
- 2 Each week, lay the cards near each other on the floor.
- 3 Give each child a Finger Spinner .
- 4 Have kids stand in a circle around the Let's Pray Cards , and have children all throw their spinners.
- 5 Determine which card has the most spinners on it, and lead all the children in praying for that topic, using the prayer phrase on the square. For example, if the most spinners are on the square that says, "God, thank you for..." and has a picture of food, lead children in thanking God for a food item they ate that week.

## Part 6: Faith Buzz at Home where kids take it home

(2 minutes)

- 1 Find the sheet of Faith Buzz at Home Cards  for this week.
- 2 Tear the cards apart, and distribute one card to each child.
- 3 As you distribute each Faith Buzz at Home Card , encourage kids to show the card to their parents so they can use it in a fun way to talk about the Bible passage.

