



## **Nehemiah Finishes the Wall**

**Nehemiah 6:15-7:3; 12:27-30**

**WEEK 13**

## POINT ➡ WE TRUST GOD TO GIVE US WHAT WE NEED.

Open your Bible to Nehemiah 6, and show the children the words. SAY:  
**The Bible is God's special book that tells how God takes care of people. Because God came to the rescue, Nehemiah and some other people in the Bible were able to work together and do something really hard—and they did it really fast, too. They rebuilt the wall around Jerusalem so the city would be safe. And they built the wall in only 52 days! The people were so happy when they finished the wall that they had a huge party to celebrate and say thank you to God.**

Lead kids in marching as they sing the following song to the tune of "The Ants Go Marching" (not on the CD).

SING:

We built the wall in 52 days,  
hurrah, hurrah;  
We built the wall in 52 days,  
hurrah, hurrah;  
We built the wall in 52 days;  
God kept us safe; we give him  
praise.  
And the wall stands tall.  
We thank you, God.  
Hurrah! Hurrah!

ASK: Tell about a time you worked hard on something and finished it.


Tell about a time you were happy like the wall builders.

What do you do when you're happy?

SAY: **The people in Jerusalem were so happy because, with God's help, they were able to work together and rebuild the wall in just 52 days. It showed everyone how powerful God is! And we know God is still powerful, so ➡ WE TRUST GOD TO GIVE US WHAT WE NEED.**







## **Nehemiah Finishes the Wall**

**Nehemiah 6:15-7:3; 12:27-30**

**WEEK 13**

**POINT ➡ WE TRUST  
GOD TO GIVE US WHAT  
WE NEED.**

Give each child two pieces of paper, and spread out the *Color Switchers Markers*. Tell kids that just like the people who built the wall, they're all going to work together to build a wall around their city. First, they'll color their two papers to look like bricks. As the children draw, play ● "Nehemiah Turned to God" (track 15) on the *CD*.


When children are done, have them tape their drawings on the wall to build a brick wall, and then have them sit in front of the wall.

**ASK: Why is it helpful for people to work together when there's a really big job to be done?**

**What do you do to celebrate a job well done?**

**SAY: The people in Jerusalem celebrated by singing songs of praise to God and playing musical instruments. The priests praised God and then blessed the people, the gates, and the wall. Everyone knew that God gave them what they needed to get the job done. ➡ WE TRUST GOD TO GIVE US WHAT WE NEED. TOO.**





## **Nehemiah Finishes the Wall**

**Nehemiah 6:15-7:3; 12:27-30**

**WEEK 13**

**POINT ➡ WE TRUST  
GOD TO GIVE US WHAT  
WE NEED.**

everyone work together to rebuild the wall. God helped them build the wall by giving them what they needed. ➡ **WE TRUST GOD TO GIVE US WHAT WE NEED, TOO.**

Have the children hold hands to form a circle. Lead kids in singing the words below to the tune of "Ring Around the Rosie" (not on the CD) as they move around the circle.

SING:

**Ring around the city  
Built a wall so pretty,  
God helped, we helped,  
It stands tall!** *(Have the children stretch their hands up when they sing the word tall.)*

Repeat a few times until the children can sing along, too. Then have the children sit in a circle.


ASK: **Tell about a time God helped you or your family.**

**How do you know if God is helping you?**

**What do you do to thank God when he helps you?**

SAY: **Nehemiah was so sad when he heard that Jerusalem's wall was broken. So he prayed to God, and then he made a plan to have**





## **Nehemiah Finishes the Wall**

**Nehemiah 6:15-7:3; 12:27-30**

**WEEK 13**

## POINT ➡ WE TRUST GOD TO GIVE US WHAT WE NEED.

Lead kids in the following rhyme and motions by having them repeat each line after you. SAY:

**When I have a need** (*clutch hand to heart*),

**I tell God in a prayer.** (*Fold hands and bow head.*)

**He will always hear me** (*hold up hand to ear to listen better*);

**He is always there.** (*Point to heaven, then clutch clasped hands to heart.*)

**When God meets my need** (*hold hands out as if offering something to someone*),

**I thank God in prayer.** (*Fold hands and bow heads.*)

**I will not forget** (*wag finger back and forth*)

**My God who's always there.** (*Point to heaven, then clutch clasped hands to heart.*)

SAY: **Let's celebrate some of the great things God has given us. Shout out some of the things you're glad God has given you.**


As each child names something, have everyone else clap and cheer to celebrate God's gifts. Encourage kids to make trumpeting sounds if they can, like the people who celebrated the building of the wall.

ASK: **How do God's gifts remind you that he's with you?**

**What's something you need to ask God for?**

SAY: ➡ **WE TRUST GOD TO GIVE US WHAT WE NEED.** And when God gives us what we need, like he did for Nehemiah and his workers, we thank God to celebrate.





## **Nehemiah Finishes the Wall**

**Nehemiah 6:15-7:3; 12:27-30**

**WEEK 13**

**POINT ➡ WE TRUST  
GOD TO GIVE US WHAT  
WE NEED.**

Give each child a piece of paper and one of the *Color Switchers Markers*. Have kids draw pictures of a wall. As each child finishes, encourage the child to trade pictures with another child who's done. After kids trade, have kids use the white side of the *Color Switchers Markers* to draw people celebrating in front of the wall.

**SAY:** When God's people needed help to rebuild their wall, God sent Nehemiah to help them. Afterward, the people threw a party to thank God for what he'd done.

**ASK:** Tell about a time you celebrated something that was exciting for someone else.

**What can you do this week to celebrate how God has helped a friend or family member?**

**SAY:** ➡ **WE TRUST GOD TO GIVE US WHAT WE NEED.** And we know he doesn't just give [name a few kids in your group] what they need; God can give each of us what we need. When we celebrate what God has done in other people's lives, we remind them to trust God to keep taking care of them.